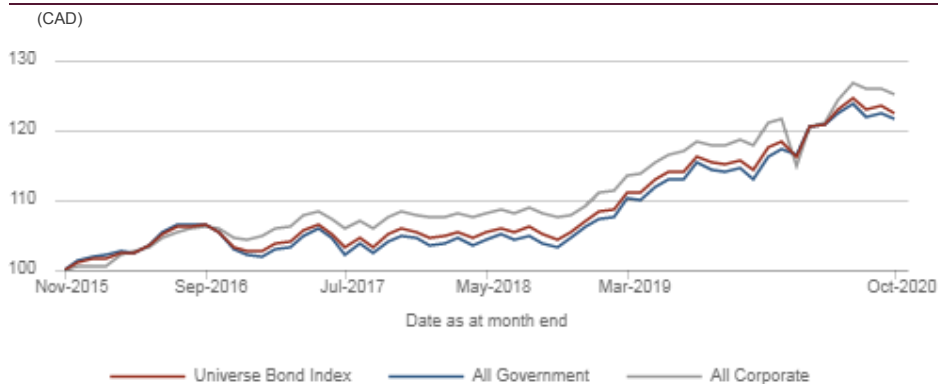


# FTSE Canada Universe Bond Index

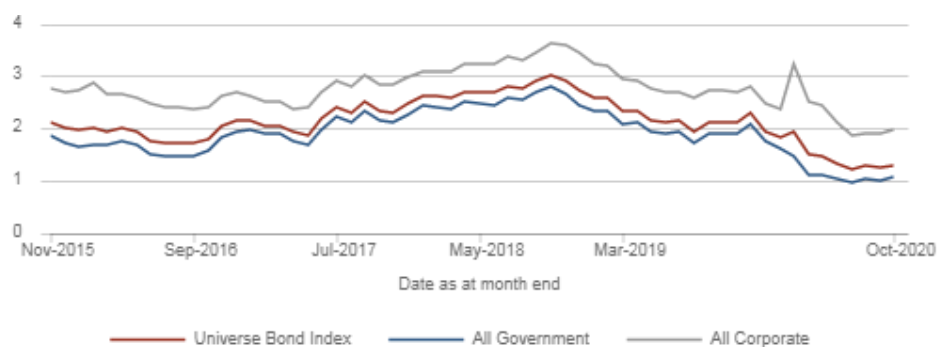
Data as at: 30th October 2020

The FTSE Canada Universe Bond Index measures the performance of the Canadian Dollar denominated investment-grade fixed income market, covering Canadian government, quasi-government and corporate bonds. The index is designed to track the performance of marketable government and corporate bonds outstanding in the Canadian market.

## 5-Year Performance - Total Return Unit Value



## Average Yield to Maturity



## Performance - Total Return

Index (CAD)	Return %				
	3 Months	Year To Date	1 Year	3 Years*	5 Years*
Universe Bond Index	-1.57	7.18	6.46	5.25	4.15
Corporate Bond Index	-1.11	6.17	6.28	5.17	4.68
Government Bond Index	-1.74	7.58	6.53	5.28	3.96

\* Returns are annualised

## FEATURES

### Objective

FTSE Canada Universe Bond Index is a comprehensive, transparent, rule-based index designed to measure the performance of fixed-rate, investment grade domestic government and corporate bonds denominated in Canadian dollars. The Universe Bond Index has 40+ years of history available.

- CAD denominated bonds issued by Canadian Federal, Provincial or Municipal Governments, and Canadian Corporations
- Minimum issuance size of CAD \$100MM for Corporate bonds and Government bonds (effective 1 January 2019)
- Fixed-rate coupons, payable semi-annually
- Minimum time to maturity of one year
- Minimum credit rating of BBB
- At least 10 institutional buyers

### Rebalancing

Daily

### Weighting

Market Capitalization

### Settlement

T0

### Currency

CAD

### Pricing

Multi Dealer Pricing Methodology which can be viewed at [ftserussell.com](https://ftserussell.com)

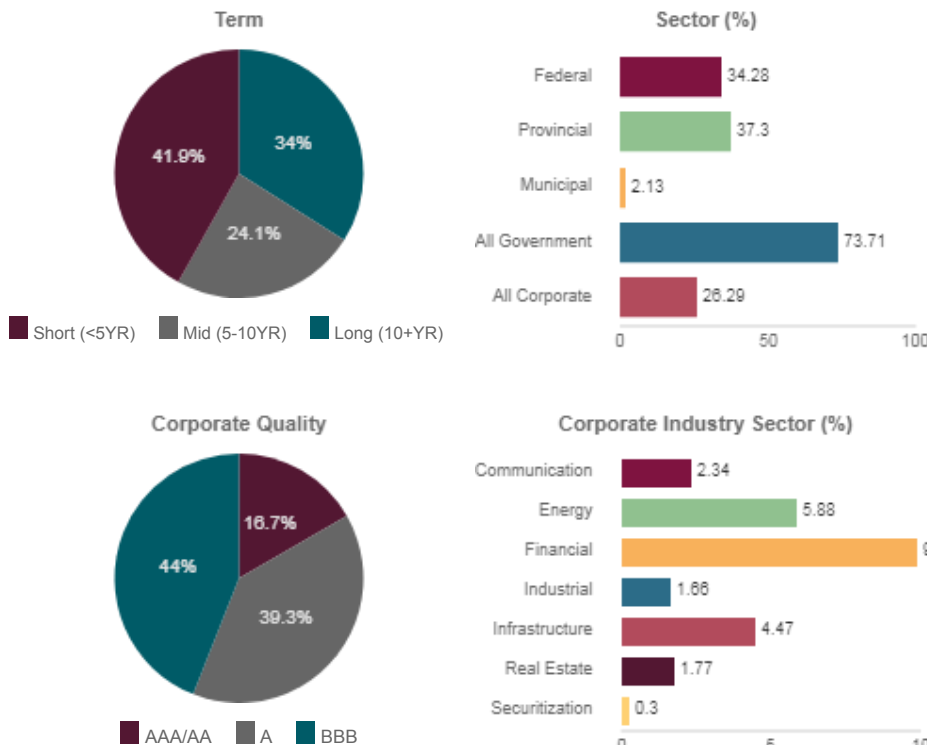
### Base Value

100 at 31 December 1985

### Index Calculation

Daily

**FTSE Canada Universe Bond Index - Composition**



**Index Characteristics - FTSE Canada Universe Bond Index**

	Average YTM	Mod Duration	Effective Term	Coupon	#Issues	MCap(CADm)
Universe Overall Bond Index	1.31	8.25	10.96	3.06	1529	1,977,966
Short Overall Bond Index	0.64	2.84	2.97	2.36	545	828,629
Mid Overall Bond Index	1.25	6.84	7.61	2.85	365	477,069
Long Overall Bond Index	2.17	15.93	23.18	4.06	619	672,268
Universe Government Bond Index	1.07	8.75	11.42	2.84	514	1,458,018
Universe Corporate Bond Index	1.96	6.85	9.64	3.65	1015	519,948

© 2020 London Stock Exchange Group plc and its applicable group undertakings (the "LSE Group"). The LSE Group includes (1) FTSE International Limited ("FTSE"), (2) Frank Russell Company ("Russell"), (3) FTSE Global Debt Capital Markets Inc. and FTSE Global Debt Capital Markets Limited (together, "FTSE Canada"), (4) MTSNext Limited ("MTSNext"), (5) Mergent, Inc. ("Mergent"), (6) FTSE Fixed Income LLC ("FTSE FI") and (7) The Yield Book Inc ("YB"). All rights reserved.

FTSE Russell® is a trading name of FTSE, Russell, FTSE Canada, MTSNext, Mergent, FTSE FI, YB, "FTSE®", "Russell®", "FTSE Russell®", "MTS®", "FTSE4Good®", "ICB®", "Mergent®", "The Yield Book®" and all other trademarks and service marks used herein (whether registered or unregistered) are trademarks and/or service marks owned or licensed by the applicable member of the LSE Group or their respective licensors and are owned, or used under licence, by FTSE, Russell, MTSNext, FTSE Canada, Mergent, FTSE FI, YB. FTSE International Limited is authorised and regulated by the Financial Conduct Authority as a benchmark administrator.

All information is provided for information purposes only. Every effort is made to ensure that all information given in this document is accurate, but no responsibility or liability can be accepted by any member of the LSE Group nor their respective directors, officers, employees, partners or licensors for any errors or for any loss from use of this publication or any of the information or data contained herein.

No member of the LSE Group nor their respective directors, officers, employees, partners or licensors make any claim, prediction, warranty or representation whatsoever, expressly or impliedly, either as to the results to be obtained from the use of the FTSE USA or the fitness or suitability of the FTSE USA for any particular purpose to which they might be put.

No member of the LSE Group nor their respective directors, officers, employees, partners or licensors provide investment advice and nothing in this document should be taken as constituting financial or investment advice. No member of the LSE Group nor their respective directors, officers, employees, partners or licensors make any representation regarding the advisability of investing in any asset. A decision to invest in any such asset should not be made in reliance on any information herein. Indexes cannot be invested in directly. Inclusion of an asset in an index is not a recommendation to buy, sell or hold that asset. The general information contained in this publication should not be acted upon without obtaining specific legal, tax, and investment advice from a licensed professional.

No part of this information may be reproduced, stored in a retrieval system or transmitted in any form or by any means, electronic, mechanical, photocopying, recording or otherwise, without prior written permission of the applicable member of the LSE Group. Use and distribution of the LSE Group data requires a licence from FTSE, Russell, FTSE Canada, MTSNext, Mergent, FTSE FI, YB, and/or their respective licensors.

Past performance is no guarantee of future results. Charts and graphs are provided for illustrative purposes only. Index returns shown may not represent the results of the actual trading of investable assets. Certain returns shown may reflect back-tested performance. All performance presented prior to the index inception date is back-tested performance. Back-tested performance is not actual performance, but is hypothetical. The back-test calculations are based on the same methodology that was in effect when the index was officially launched. However, back- tested data may reflect the application of the index methodology with the benefit of hindsight, and the historic calculations of an index may change from month to month based on revisions to the underlying economic data used in the calculation of the index.

**INFORMATION**

**Transparency**

Index Rules available at [ftserussell.com](https://www.ftserussell.com)  
IOSCO statement available at [ftserussell.com](https://www.ftserussell.com)

**Customization**

Multiple customization options to meet investor objectives and risk profiles are available

**Risk Analytics**

Published index files contain bond level and index level analytics.

Full risk analytics are available via FTSE Bond Analytics.

**End-of-Day Distribution**

FTP Subscription, email and major data vendors

**Vendor Codes**

Bloomberg: CBXI / SCMU  
TR: .FTUBUOVR  
FTSE ID: 26045

Data definitions available from [ftsebond@ftse.com](mailto:ftsebond@ftse.com).

To learn more, visit [www.ftserussell.com](https://www.ftserussell.com); email [info@ftse.com](mailto:info@ftse.com) or call your local FTSE office:

**EMEA**

+44 (0) 20 7866 1810

**North America**

Toronto +1 416 572 7979  
New York +1 877 506 6437

**Asia Pacific**

Hong Kong +852 2164 3333  
Tokyo +81 3 3581 2764  
Sydney +61 (0) 2 8823 3521